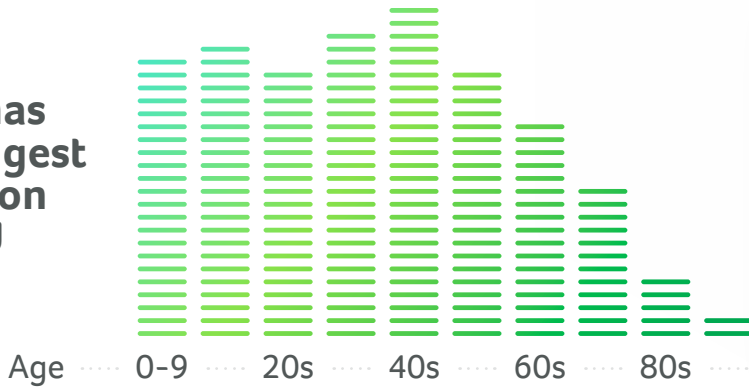


Talent Attraction in Ireland



Ireland has the youngest population in the EU




Irish population 2022

5,123,537

highest since 1851

▲ 8% since 2016



▲ 176,200

Increase in full-time employment in Q1 2022



2,505,800

Total employed Q1 2022



17%

of total persons employed in Q4 2021 were non-Irish. 5th highest share in the EU




13,000+


employment permits issued between 2020 & 2021 for workers in ICT, manufacturing, finance, scientific and technical activities.




70%

of people moving to Ireland had a 3rd level education

- 

Total employment in IDA supported MNCs is **275,384**, highest since records began in 1972.
- 

IDA client companies across Ireland grew employment by between **3%** and **10%** in 2021.
- 

Across the IDA client base employment grew:

 - +9%** I&C Services
 - +4%** Modern Manufacturing
 - +8%** Business, Financial and other Services
 - +2%** Traditional Manufacturing

The world's top companies have chosen Ireland as the location to scale their business in Europe



Sources: Census 2022; CSO Labour market Insights Q1 2022; CSO Migration estimates April 2022; Eurostat April 2022.